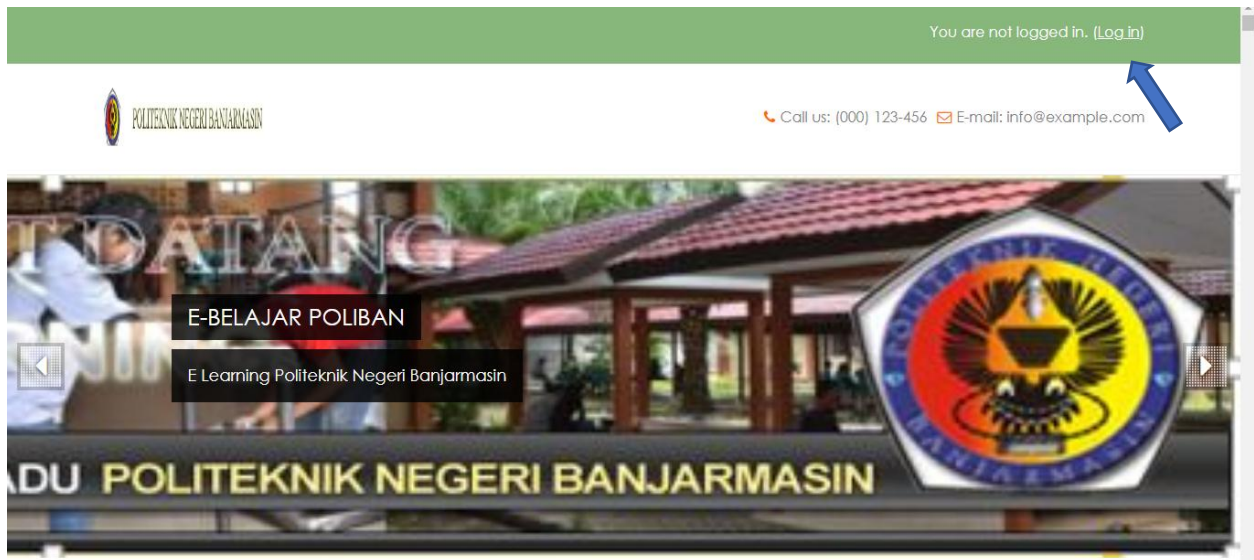


ABSENSI MAHASISWA DI E-LEARNING

1. Login



Isikan Username dan Password (sama dengan user SIMPADU)

Log in

Username

Password

Remember username

[Forgotten your username or password?](#)

Cookies must be enabled in your browser 

Klik Courses



Dashboard

Navigation



Dashboard

- Site home
- ▶ Site pages
- ▶ Courses



Cou

No

Administration



Pilih Prodi

Dashboard ▶ Courses

Manage courses

Navigation



Dashboard

- Site home
- ▶ Site pages
- ▼ **Courses**
 - ▶ Prodi Teknik Informatika
 - ▶ Prodi Teknik Elektronika
 - ▶ Prodi Teknik Listrik
 - ▶ Prodi Teknik Sipil
 - ▶ Prodi Teknik Geodesi
 - ▶ Prodi Teknik

Search courses:



▶ Expand all

▶ Prodi Teknik Informatika



▶ Prodi Teknik Elektronika

▶ Prodi Teknik Listrik

▶ Prodi Teknik Sipil


▶ Prodi Teknik Geodesi

▶ Prodi Teknik Perambangan

Pilih Semester

Site pages ▶ Expand all

▼ Courses

- ▼ Prodi Teknik Informatika
 - ▶ SEMESTER 1
 - ▶ SEMESTER 2 
 - ▶ SEMESTER 3
 - ▶ SEMESTER 4
 - ▶ SEMESTER 5
 - ▶ SEMESTER 6
- ▶ Prodi Teknik Elektronika

▶ SEMESTER 1

▶ SEMESTER 2

▶ SEMESTER 3

▶ SEMESTER 4

▶ SEMESTER 5











▶ SEMESTER 6

2. Masuk Ke Kelas dan pilih Mata Kuliah yang kita Ampu

Prodi Teknik Informatika / SEMESTER 2

Search courses:

Page: 1 2 3 (Next)

 BAHASA ASSEMBLY KELAS TI 2 AXIOO 20192 ①
 BAHASA ASSEMBLY KELAS TI 2 B 20192 ①
 BAHASA INGGRIS KELAS TI 2 A 20192 ①
 BAHASA INGGRIS KELAS TI 2 B 20192 ①
 BAHASA INGGRIS KELAS TI 2 C 20192 ①
 BAHASA INGGRIS KELAS TI 2 AXIOO 20192 ①
 PRAKTIKUM BASIS DATA 1 KELAS TI 2 AXIOO 20192 ①
 <u>PRAKTIKUM BASIS DATA 1 KELAS TI 2 B 20192</u> ① 
 BASIS DATA 1 KELAS TI 2 AXIOO 20192 ①

[/e-belajar/course/view.php?id=123 2 C 20192](#)

3. Pilih Turn Editing ON di pojok kanan atas



Call us: (000) 123-456 E-mail: info@example.com

Dashboard > Courses > Prodi Teknik Informatika > SEMESTER 2 > BASIS DATA 1 KELAS TI 2 AXIOO 20192

Turn editing on

Navigation

- Dashboard
 - Site home
 - Site pages
 - Current course
 - BASIS DATA 1 KELAS TI 2 AXIOO 20192**
 - Participants
 - Badges
 - General
 - TUGAS 1
 - 16 March - 22 March

Announcements

TUGAS 1

TUGAS 1

- 16 March - 22 March
- 23 March - 29 March
- 30 March - 5 April
- 6 April - 12 April

Search forums

Advanced search ?

Latest announcements

Add a new topic...
(No news has been posted yet)

Upcoming events

There are no upcoming events
Go to calendar...

Tampilan berikut setelah **TURN EDITING ON** diaktifkan

Dashboard > Courses > Prodi Teknik Informatika > SEMESTER 2 > BASIS DATA 1 KELAS TI 2 AXIOO 20192

Turn editing off

Navigation

- Dashboard
 - Site home
 - Site pages
 - Current course
 - BASIS DATA 1 KELAS TI 2 AXIOO 20192**
 - Participants
 - Badges
 - General
 - TUGAS 1
 - 16 March - 22 March
 - 23 March - 29 March
 - 30 March - 5 April
 - 6 April - 12 April

Announcements

Announcements

+ Add an activity or resource

TUGAS 1

TUGAS 1

+ Add an activity or resource

- 16 March - 22 March
- 23 March - 29 March
- 30 March - 5 April
- 6 April - 12 April

Search forums

Advanced search ?

Latest announcements

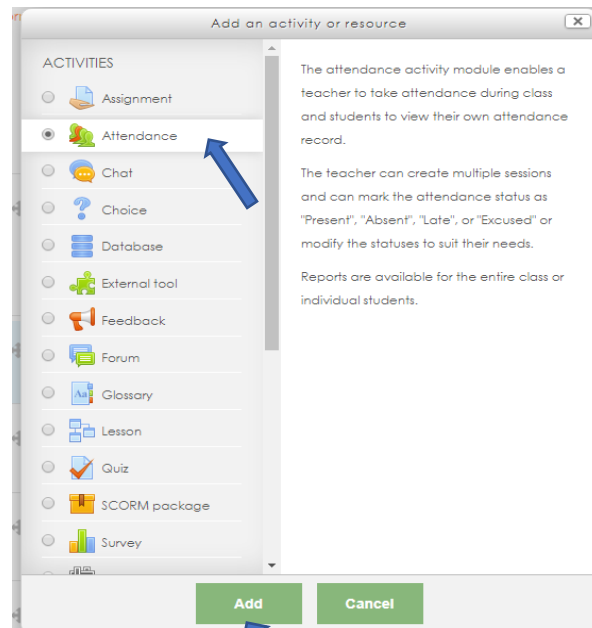
Add a new topic...
(No news has been posted yet)

Upcoming events

There are no upcoming events
Go to calendar...
New event...

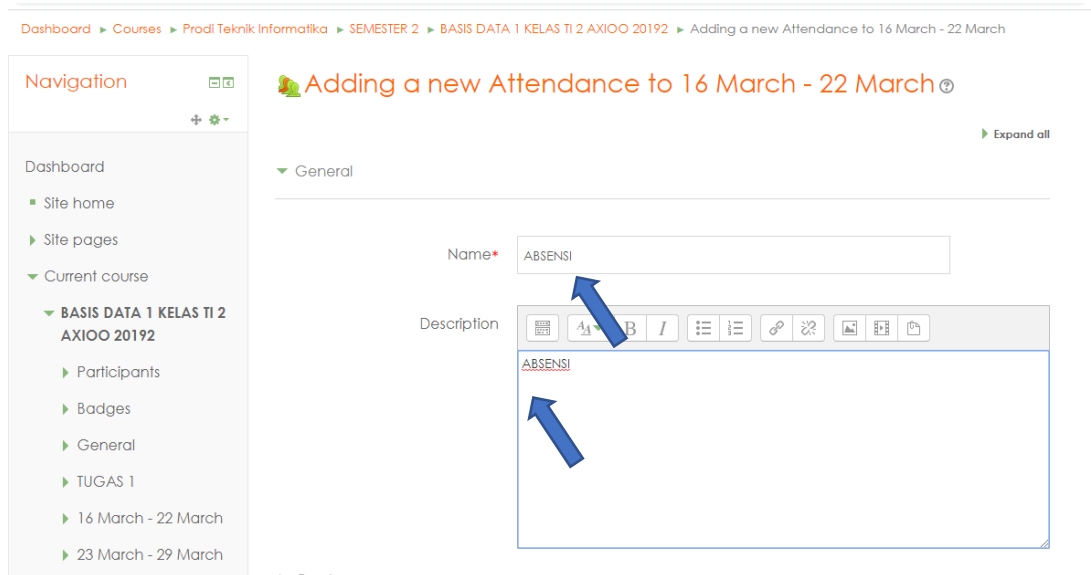
Lalu Klik **Add on activity**

4. Lalu Pilih **Attendance** untuk Absensi Mahasiswa



Kemudian Klik **Add**

Beri nama dengan **ABSENSI**



Lalu Pilih **Save and Return to Courses**



There are required fields in this form marked *

Maka tampilan berikutnya seperti ini, selanjutnya Klik **ABSENSI**

The screenshot shows a Moodle course dashboard. On the left is a navigation menu with the following items: Dashboard, Site home, Site pages, Current course, BASIS DATA 1 KELAS TI 2 AXIOO 20192, Participants, Badges, General, TUGAS 1, 16 March - 22 March, 23 March - 29 March, 30 March - 5 April, 6 April - 12 April, 13 April - 19 April, and 20 April - 26 April. The main content area displays a list of activities for the current week (16 March - 22 March). The activities are: TUGAS 1, ABSENSI (highlighted with a blue arrow), 23 March - 29 March, 30 March - 5 April, 6 April - 12 April, and 13 April - 19 April. Each activity has an 'Add an activity or resource' link and an 'Edit' link. On the right side, there are three widgets: 'Advanced search' with a search box and 'Go' button; 'Latest announcements' with a 'Go' button and a note that no news has been posted yet; and 'Upcoming events' with a note that there are no upcoming events and a 'Go to calendar...' link. At the bottom right, there is a 'Recent activity' widget.

Begitu di Klik ABSENSI maka kita sudah masuk ke setting ABSENSI, Lalu Pilih **ADD SESSION**

The screenshot shows the 'Attendance' settings page for the course 'BASIS DATA 1 KELAS TI 2 AXIOO 20192'. The breadcrumb trail at the top is: Dashboard > Courses > Prodi Teknik Informatika > SEMESTER 2 > BASIS DATA 1 KELAS TI 2 AXIOO 20192 > 16 March - 22 March > ABSENSI > ABSENSI. The page title is 'Attendance for the course :: BASIS DATA 1 KELAS TI 2 AXIOO 20192'. There is a green 'Update this Attendance' button in the top right. The left navigation menu is the same as in the previous screenshot, but the '16 March - 22 March' item is expanded. The main content area shows the 'ABSENSI' settings. There is a 'Sessions' tab selected, with other tabs for 'Add session', 'Report', 'Export', 'Settings', and 'Temporary users'. A blue arrow points to the 'Add session' button. Below the tabs is a calendar view for the week of 16 March - 22 March, with a date range selector set to 'All' and 'All past'. Below the calendar is a table with the following columns: #, Type, Date, Time, Description, and Actions. The table is currently empty. At the bottom, there is a 'Hidden sessions: 0' indicator and a 'Choose...' dropdown menu with an 'OK' button.

Kemudian Atur **Tanggal dan waktu batas untuk mahasiswa bisa absensi** seperti gambar berikut :

Dashboard

- Site home
- Site pages
- Current course
 - BASIS DATA 1 KELAS TI 2 AXIOO 20192
 - Participants
 - Badges
 - General
 - TUGAS 1
 - 16 March - 22 March
 - ABSENSI**
 - 23 March - 29 March
 - 30 March - 5 April
 - 6 April - 12 April
 - 13 April - 19 April

Sessions Add session Report Export Settings Temporary users

▼ Collapse all

▼ Add session

Type ⓘ All students

Date 16 March 2020

Time from: 08:00 to: 08:20

☑ Allow students to record own attendance

Description

▼ Multiple sessions

Kemudian **centang Allow student to record own attendance**

Centang lagi **Repeat the session above as follows, Repeat On** sesuaikan dengan hari kita mengajar

Baru Klik **ADD**

☑ Allow students to record own attendance

Description

▼ Multiple sessions

☑ Repeat the session above as follows

Repeat on Monday Tuesday Wednesday Thursday Friday Saturday Sunday

Repeat every 1 week(s)

Repeat until 16 March 2020

Add Cancel

Absensi Selesai dibuat.

Untuk melihat mahasiswa yang sudah absensi pada **ACTIONS** Klik **TAKE ATTENDANCE**

Attendance for the course :: BASIS DATA 1 KELAS TI 2 AXIOO 20192

ABSENSI

One session was successfully generated

Sessions Add session Report Export Settings Temporary users

All All past Months Weeks Days

#	Type	Date	Time	Description	Actions
1	All students	16.03.20 (Mon)	08:00 - 08:20	Regular class session	 Choose... OK

Hidden sessions: 0

Tampilan selanjutnya seperti gambar :

Attendance for the course :: BASIS DATA 1 KELAS TI 2 AXIOO 20192

Sessions Add session Report Export Settings Temporary users

16 March 2020 08:00 - 08:20

Regular class session

Page 1 of 2 View mode

Sorted list 25

#	First name / Surname	P	L	E	A	Remarks
Set status for all users <input type="radio"/> <input type="radio"/> <input type="radio"/> <input type="radio"/>						
1	DWI ADE KURNIAWAN	<input type="radio"/>	<input type="radio"/>	<input type="radio"/>	<input type="radio"/>	<input type="text"/>
2	IBNU ALFIANNOR FIKRI	<input type="radio"/>	<input type="radio"/>	<input type="radio"/>	<input type="radio"/>	<input type="text"/>
3	NADIA AYU PITALOKA	<input type="radio"/>	<input type="radio"/>	<input type="radio"/>	<input type="radio"/>	<input type="text"/>

Bapak / Ibu sudah selesai membuat Absensi matakuliah.

Selamat mencoba Mencoba